


超小型中功率继电器

Subminiature Intermediate Power Relay

5A/10A

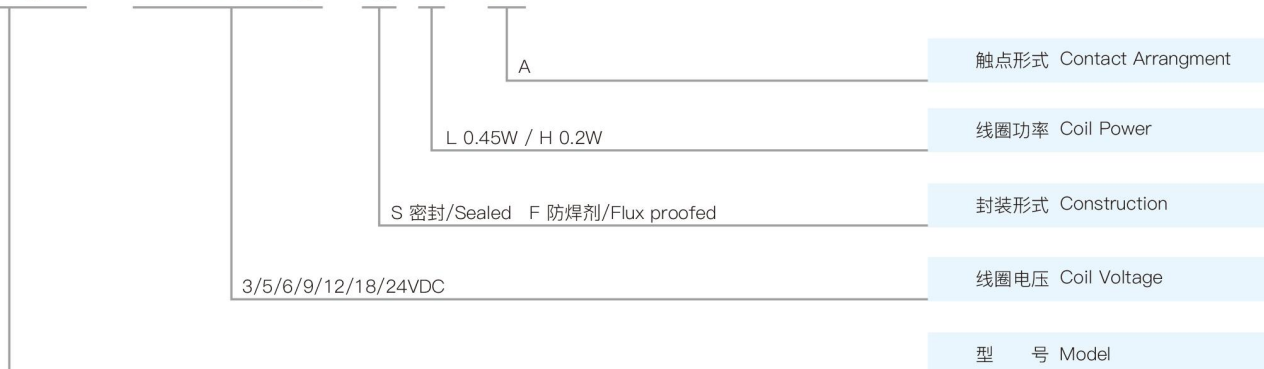
特性 / FEATURES

- 5A/10A触点切换能力
5A/10A switching capability
- 线圈与触点间介质耐压4kV
Dielectric strength 4kV (between coil and contacts)
- 满足加强绝缘要求
Meet reinforce insulation
- UL级绝缘等级: F级
UL insulation system: Class F
- 印制板式引出端
Standard PCB layout



订购信息 / ORDERING INFORMATION

SRSB-12VDC-S L-A



触点参数 / CONTACT PARAMETERS

触点形式	Contact arrangement	A
接触电阻	Contact resistance	≤100mΩ (1A 6VDC)
触点材质	Contact material	银合金/Silver alloy: AgSnO ₂ In ₂ O ₃ , AgSnO ₂ , AgNi
触点负载(阻性)	Contact rating(Res. load)	5A/10A 250VAC, 10A 125VAC/30VDC
最大切换电压	Max switching voltage	277VAC/30VDC
最大切换电流	Max switching current	10A
最大切换功率	Max switching power	2500VA/300W
电耐久性 (频率:每小时360次)	Electrical endurance (Frequency:360 ops/h)	1x10 ⁶ ops / 1x10 ⁶ ops
机械耐久性 (频率:每小时18000次)	Mechanical endurance (Frequency:18000 ops/h)	1x10 ⁷ ops

超小型中功率继电器

Subminiature Intermediate Power Relay

5A/10A

特性参数 / CHARACTERISTICS PARAMETERS

绝缘等级	Insulation level			B/F
绝缘电阻	Insulation resistance			1000MΩ(500VDC)
介质耐压 (漏电流 1mA)	Dielectric strength (Leakage current 1mA)	线圈与触点间 Between coil and contacts	4000VAC 1min	
		断开触点间 Between open contacts	1000VAC 1min	
吸合时间(额定电压下)	Operate time(at nominal voltage)			≤8ms
释放时间(额定电压下)	Release time (without diode) (at nominal voltage)			≤5ms
湿度	Humidity			5% ~ 85% RH
环境温度(°C)	Ambient temperature			-40°C ~ +85°C/+105°C
抗冲击	Shock resistance	稳定性/Functional	294m/s ²	
		强度/Destructive	980m/s ²	
抗振动(双振幅)	Vibration resistance (Double amplitude)			10Hz~55Hz 1.5mm
重量	Weight			约/Approx 5.8g
封装形式	Construction			密封/Sealed 防焊剂/Flux proofed

备注: 以上数据均为初始值

Remark: All above data is initial value

线圈参数 / COIL PARAMETERS

常温/At (23°C)

功耗(W)	Power consumption(W)	0.45W(L)						0.2W(H)							
		03	05	06	09	12	18	24	03	05	06	09	12	18	24
额定电压(VDC)	Nominal voltage(VDC)	03	05	06	09	12	18	24	03	05	06	09	12	18	24
线圈电阻(Ω±10%)	Coil resistance(Ω±10%)	20	55.5	80	180	320	720	1280	45	125	180	405	720	1620	2880
吸合电压(Max)	Pick-up voltage(Max)	75% 额定电压(Nominal voltage)													
释放电压(Min)	Drop-out voltage(Min)	5% 额定电压(Nominal voltage)													
允许最大电压(VDC)	Max allowable overdrive voltage(VDC)	130% 额定电压(Nominal voltage)													

安全认证(相关认证以第三方认证证书为准) / SAFETY APPROVAL RATINGS



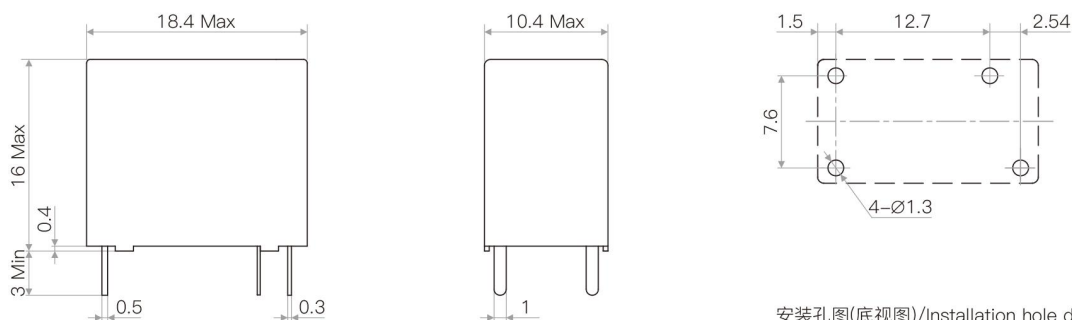
10A 250VAC
5A 250VAC

10A 250VAC
5A 250VAC
3A 250VAC 感性/Inductive

10A 30VDC
10A 125VAC
5A 250VAC

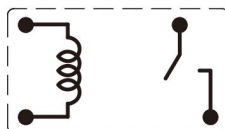
外形图 / OUTLINE DIMENSIONS

单位/Unit(mm)



安装孔图(底视图)/Installation hole drawing(Bottom view)
未注公差/Tolerance:±0.1

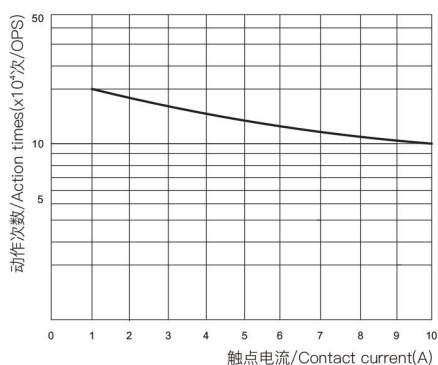
线路图(底视图) / WIRING DIAGRAM (BOTTOM VIEW)



常开A型/Normally open A type

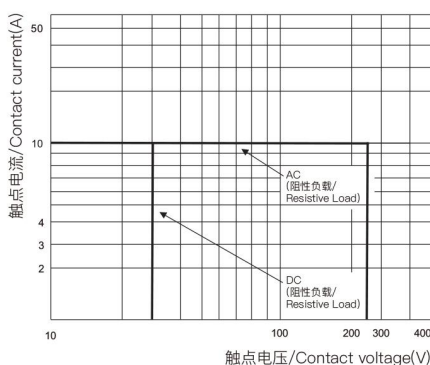
性能曲线图 / CHARACTERISTIC CURVES

电耐久性曲线
Electrical endurance curve

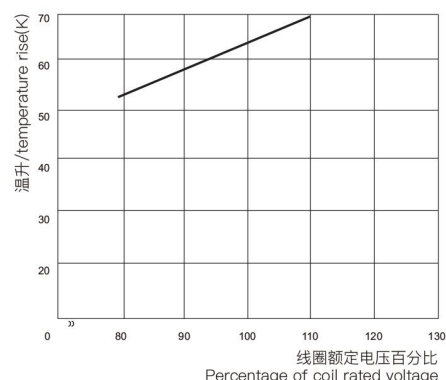


测试条件: 防焊剂型, 阻性负载, 10A 250VAC, 室温, 1s通9s断。
Test conditions: Flux proofed, resistive load, 10A/250VAC, at room temp. 1s on 9s off.

最大切换功率
Maximum switching power



线圈温升
Coil temperature rise



测试条件: 10A, 85°C
安装间距: 10mm
Testing conditions: 10A at 85°C
Mounting distance: 10mm